

# LT120 Specification

McHale Plant Sales

# LT120 Specification

Product configuration



---

## General

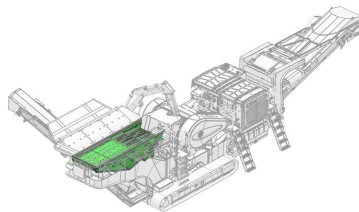
Configurable product	LT120
Delivery project type	Standard
Final destination country	United Kingdom

---

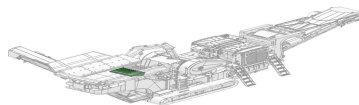
## Feeding Unit

Feeder LT120 Feeder

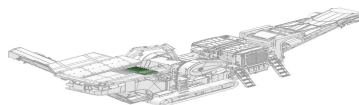
Horizontal feeder maximizes the overall production through the efficient removal of fines from the feed material. The feeder is equipped with 2 grizzly sections at the discharge end and with hydraulic drive. The feeder control panel is mounted on the feeder service platform.



1st Grizzly Grizzly spacing 90 mm (3½")



2nd Grizzly Grizzly spacing 90 mm (3½")



Screen deck media Steel cloth 35 mm (1 3/8")

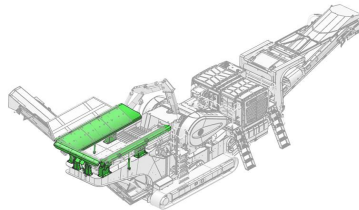
Screen mesh for grizzly undersize material screening, size 35mm.  
Horizontal feeder and scalper maximizes the overall production though the efficient

removal of fines from the feed material. The scalper is equipped with 2 grizzly sections at the discharge end and with hydraulic drive.

Feed hopper

### Standard 7 m3

Enables the loading of the Lokotrack LT120 with an excavator and is made of wear resistant steel. Side walls are folded down for transport with hydraulic cylinders.



---

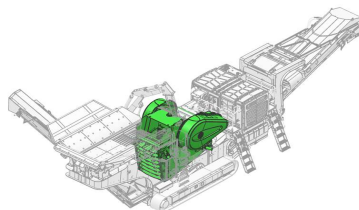
## Crusher

Crusher

### Jaw crusher C120

Single toggle primary jaw crusher with non-welded construction. The crusher setting is easy to adjust by hydraulically operated wedges. Tools for jaw die changes are included with the jaw crusher. Primary jaw crusher with bolted and pinned construction. One of the most important Nordberg C120 features is a aggressive long stroke with effective direction which ensures an outstanding performance in any application. Features such as protection plates behind the jaw dies, replaceable toe wedges just to mention a few are standard features and those guarantee that the C120 is easy and economical to maintain over the long lifetime of the crusher. Special tools for safe and easy operation and maintenance, such as lifting tools for jaw dies, cheek plates and toggle plate, are part of standard scope of supply.


Single toggle primary jaw crusher with non-welded construction. The crusher is mounted without a bolted connection. The discharge setting is easy to adjust by hydraulically operated wedges. The standard jaw die profile is suitable both for rock and gravel crushing.



Jaw profile

### Quarry 1-piece

Designed to crush efficiently blasted rock and ore. Flat tooth profile maximizes jaw lifetime in abrasive material crushing. Easy to replace and install in limited maintenance space. Specific lifting tool included in the delivery.



Setting adjustment

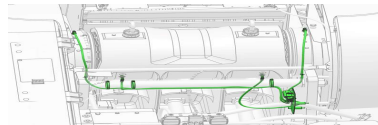
### Hydraulic setting adjustment

Enables remote crusher setting adjustment from the control panel.

Automatic lubric unit

### Included

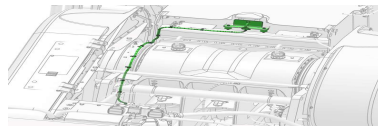
Automates the lubrication of the eccentric shaft bearings of the jaw crusher to ensure sufficient lubrication. The unit is dustproof.



Material level control

### Included

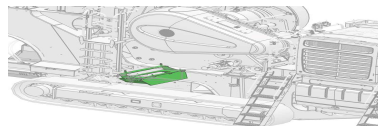
Ultrasonic sensor to measure and control the material level in the crusher cavity by controlling the feed speed.



Belt protection plate

### Included

Conveyor belt protector prolongs lifetime of conveyor belt under crusher. Angle of the protector can be adjusted. Especially in recycling applications, rebars can damage the belt. On the fixed jaw side a plate is mounted to guide the crushed recycling material together with steel parts onto the main conveyor and to protect the belt conveyor.



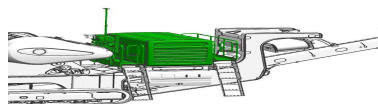
---

## Power Unit

Diesel engine

### CAT C9.3B

Includes air cleaner, hydraulic tank and diesel engine.



High performance, fuel efficient, six-cylinder diesel engine with 9,3 liter stroke and common-rail fuel system. Power 310kW/1800rpm.

Emission class

**Stage V**

Power package includes hydraulic tank and diesel engine in which hydraulic pumps are connected through distributing gear box to diesel engine. Hydraulic tank volume is 215 l (57 gal). There are two-stage heavy duty air cleaner with cycloid pre-cleaner and main cleaner with two filter elements. Diesel engine is turbo charged, both air to air aftercooled and liquid cooled. There is temperature controlled cooling fan with reverse function.

Climate kit

**Standard (-20C/-4F...35C/95F)**

---

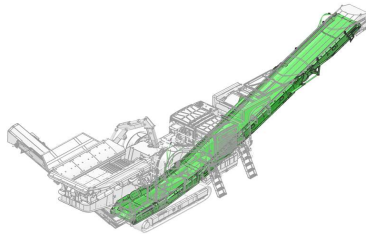
## Main Conveyor

Main conveyor

**Extended**

Belt conveyor for transporting the crushed material from the crusher to the discharge point. The conveyor is equipped with hydraulic drive and emergency stop wires on both sides of the conveyor

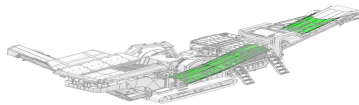
Belt conveyor with anti-magnetic section for a magnetic separator for discharging the crushed material as well as the by-pass material. The conveyor is equipped with hydraulic drive and emergency stop wires on both sides of the conveyor.



Dust encapsulation

**Included**

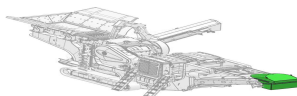
Includes aluminium-sheet covers along the conveyor length.



Discharge hood

**Included**

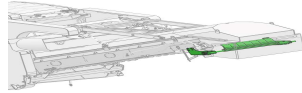
Includes a hood at the discharge end of the conveyor.



Special scraper

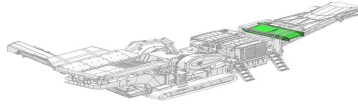
**Included**

Carving multiblade cleaner with chain extortion for efficient removal of the fine material from the surface of the main conveyor.



Magnetic separator

Included



Heavy-duty magnetic separator for removing the iron waste from crushed material

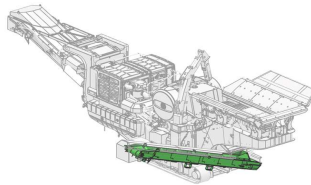
---

## Side Conveyor

Side conveyor

H6,5-7 conveyor

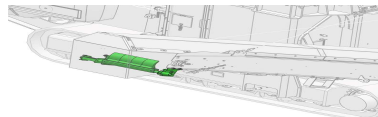
Belt conveyor for transporting the fine material to the side of the Lokotrack. The side conveyor is equipped with hydraulic drive and stop buttons both sides of the conveyor. The conveyor is removed for transport.



Special scraper

Included

Carving multiblade cleaner with chain extortion for efficient removal of the fine material from the surface of the main conveyor.

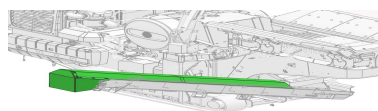


Carving multiblade cleaner with chain extortion for efficient removal of the fine material from the surface of the main conveyor.

Dust encapsulation

Included

Includes aluminium-sheet covers along the conveyor length. Includes a hood at the discharge end of the conveyor.



Includes aluminium-sheet covers along the conveyor length.

---

## Optional Equipment

Hydraulic power take off

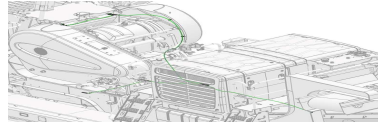
**Included**

For connecting the auxiliary hydraulic equipment to the hydraulic system of the Lokotrack LT120. Includes hydraulic solenoid valve and electrification.

Water spraying system

**Spraying system with pump**

For binding dust particles at the crusher cavity, under the crusher and at the discharge end of main conveyor.



High pressure water spraying system with pump. For binding dust particles at the crusher cavity, under the crusher, at the discharge end of main conveyor. This system includes high pressure water pump.

Jaw maintenance platform

**Included**

Lightweight, adjustable and easy to handle maintenance platform(s) for making the jaw liner and cheek plate changes easier and safer.

Remote radio control

**Included (EU / 434MHz)**

Operator can monitor LT main functions with remote control; start and stop feeder, adjust diesel engine rotation speed and move LT forward and reverse. Remote control is radio frequency operated and there are three radio frequencies available in my.metso.com. Please contact Metso:Outotec Order Office for other radio frequencies. Please note when LT is equipped with Hydraulic Breaker, both remote control for hammer and remote control for LT use same radio frequency.

Remote radio controller for the main functions.

Metso Outotec Metrics

**Included**

Metso Outotec Metrics is a remote fleet monitoring system consisting cellular gateway and antenna. It allows 24/7 online access to equipment performance monitoring and services. System is automatically activated and connected to M:O Services.

---

## Finishing

Color

**Metso beige**

Surface finishing N-5-BG includes One coat painting Oxiran ester paint Total film thickness 90 µm Beige colour (BS 4800 / 10B17 (rev. 1998) Grey color (RAL 7024)

Safety labels

**ISO**

Stickers according to ISO (International Standard)

Display unit language

**English**